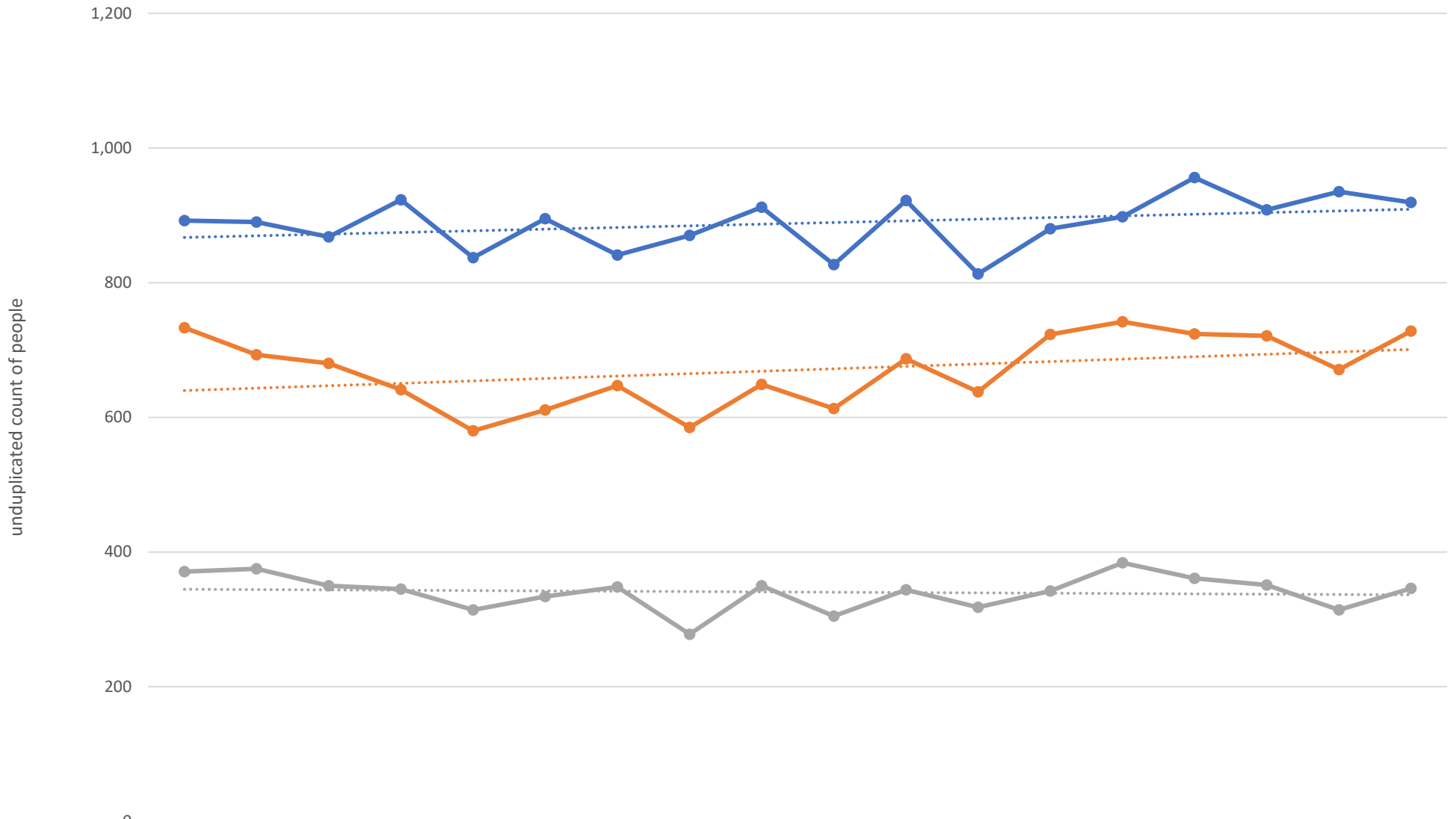




North Sound Crisis System Dashboard

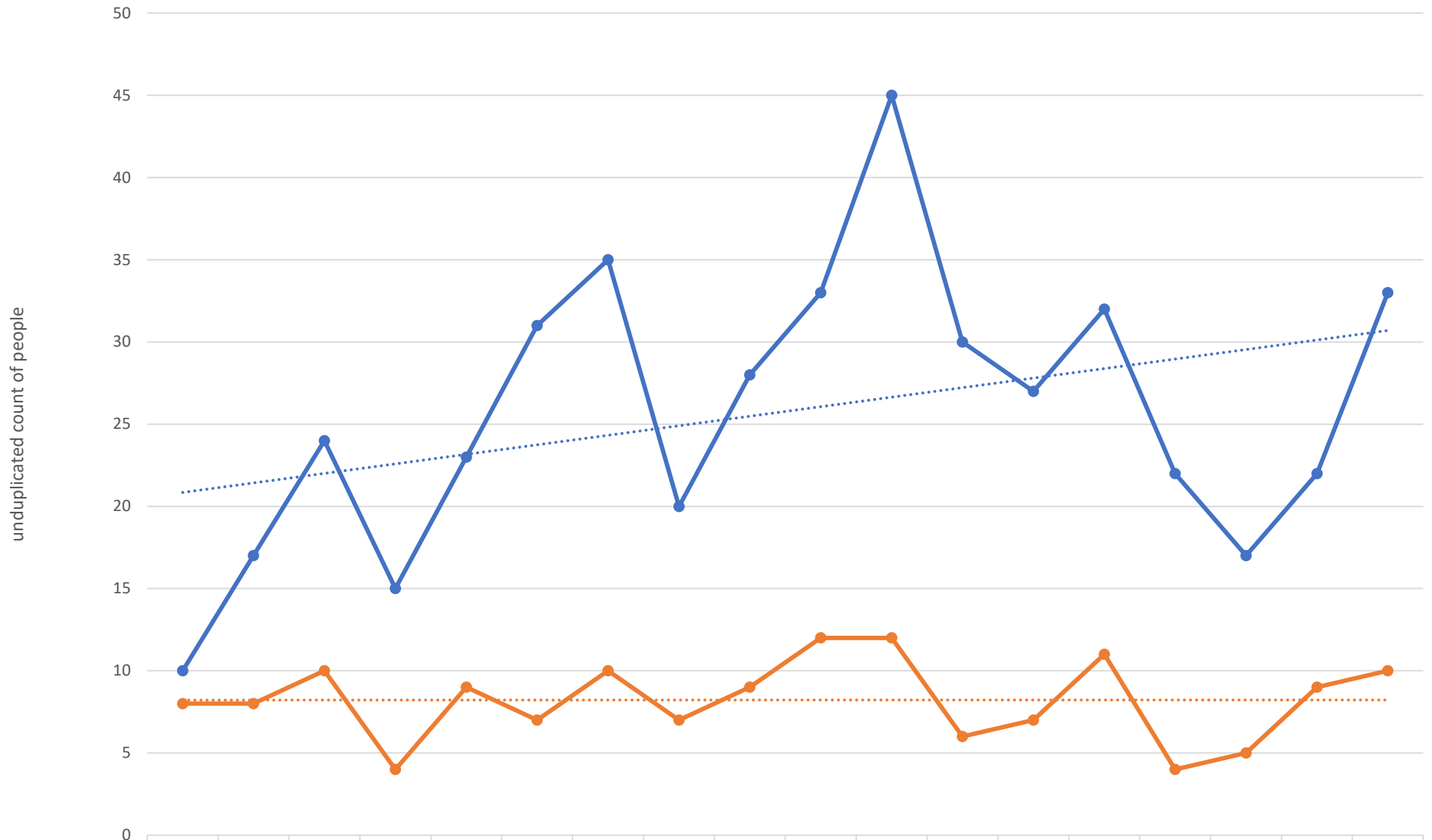
Page 2	Unduplicated People receiving a crisis system service
Page 3	Island - Unduplicated People receiving a crisis system service
Page 4	San Juan - Unduplicated People receiving a crisis system service
Page 5	Skagit - Unduplicated People receiving a crisis system service
Page 6	Snohomish - Unduplicated People receiving a crisis system service
Page 7	Whatcom - Unduplicated People receiving a crisis system service
Page 8	Region Designated Crisis Responder (DCR) Investigations
Page 9	Region DCR Investigation Referral Sources
Page 10	Region DCR Investigation Outcomes

Unduplicated People receiving a crisis system service



	May-21	Jun-21	Jul-21	Aug-21	Sep-21	Oct-21	Nov-21	Dec-21	Jan-22	Feb-22	Mar-22	Apr-22	May-22	Jun-22	Jul-22	Aug-22	Sep-22	Oct-22
● Crisis Call	892	890	868	923	837	895	841	870	912	827	922	813	880	898	956	908	935	919
● Crisis Service	733	693	680	641	580	611	647	585	649	613	687	638	723	742	724	721	671	728
● Investigation	371	375	350	345	314	334	348	278	350	305	344	318	342	384	361	351	314	346

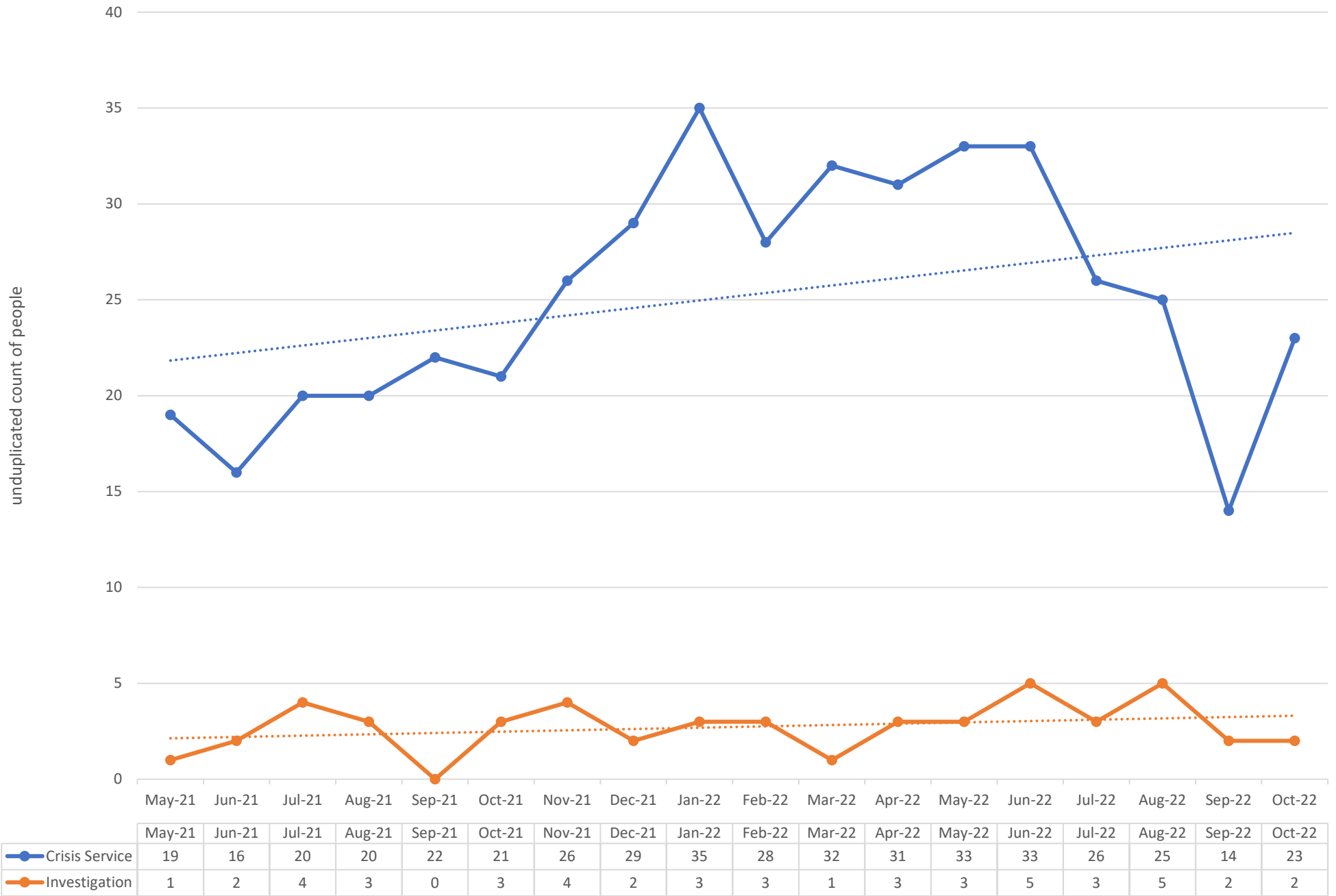
Island - Unduplicated People receiving a crisis system service



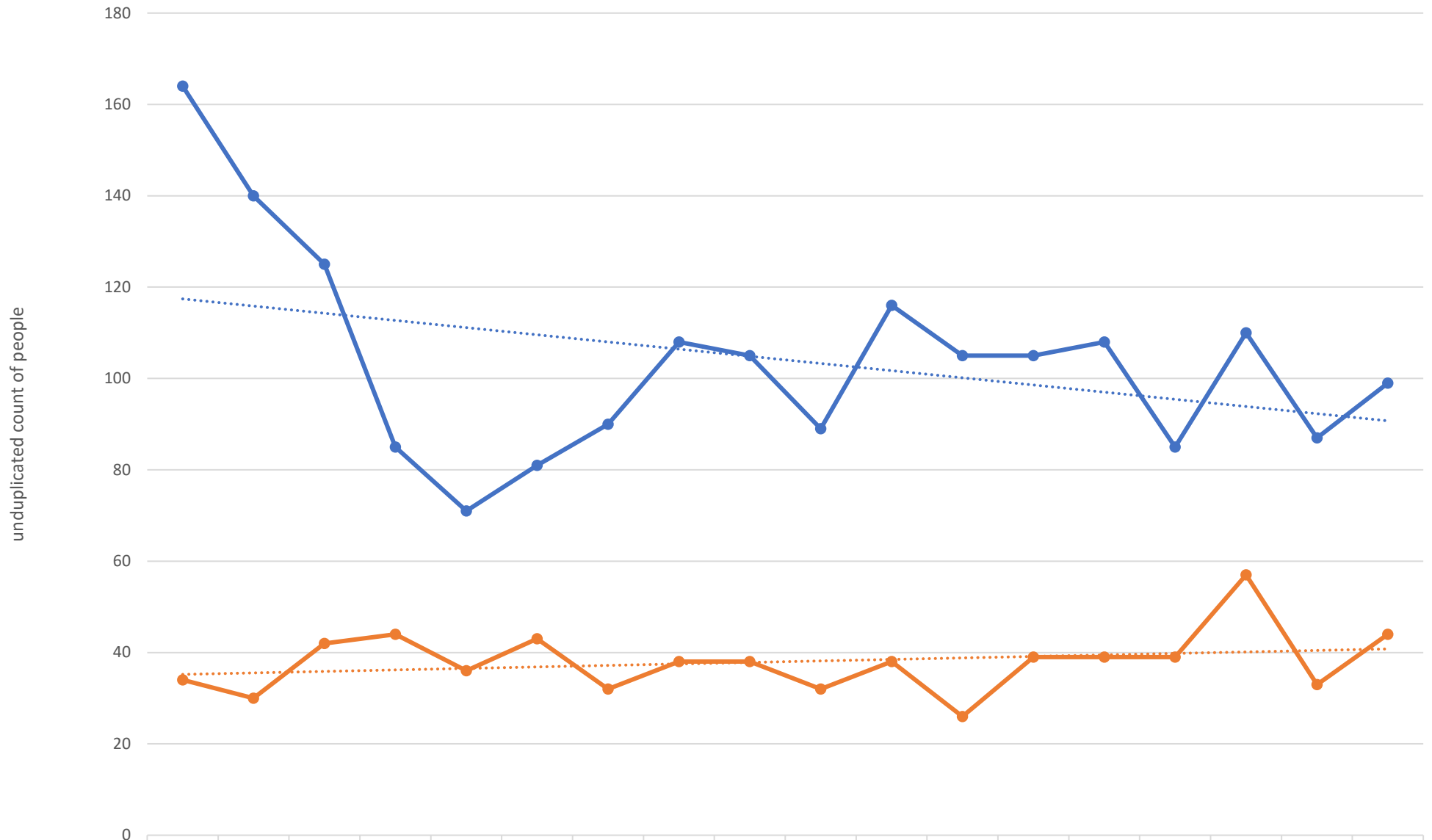
	May-21	Jun-21	Jul-21	Aug-21	Sep-21	Oct-21	Nov-21	Dec-21	Jan-22	Feb-22	Mar-22	Apr-22	May-22	Jun-22	Jul-22	Aug-22	Sep-22	Oct-22
--	--------	--------	--------	--------	--------	--------	--------	--------	--------	--------	--------	--------	--------	--------	--------	--------	--------	--------

	May-21	Jun-21	Jul-21	Aug-21	Sep-21	Oct-21	Nov-21	Dec-21	Jan-22	Feb-22	Mar-22	Apr-22	May-22	Jun-22	Jul-22	Aug-22	Sep-22	Oct-22
Crisis Service	10	17	24	15	23	31	35	20	28	33	45	30	27	32	22	17	22	33
Investigation	8	8	10	4	9	7	10	7	9	12	12	6	7	11	4	5	9	10

San Juan - Unduplicated People receiving a crisis system service

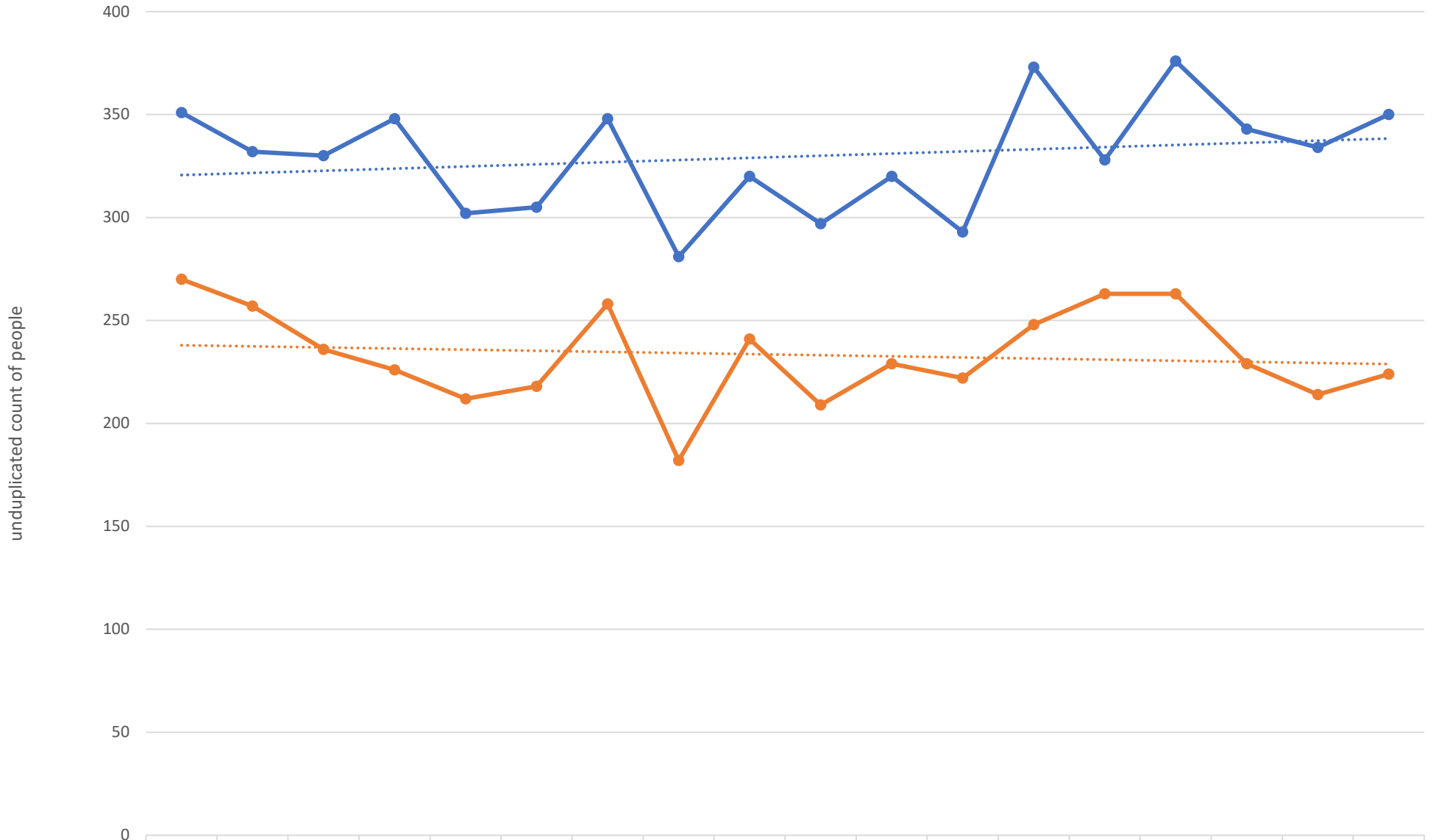


Skagit - Unduplicated People receiving a crisis system service



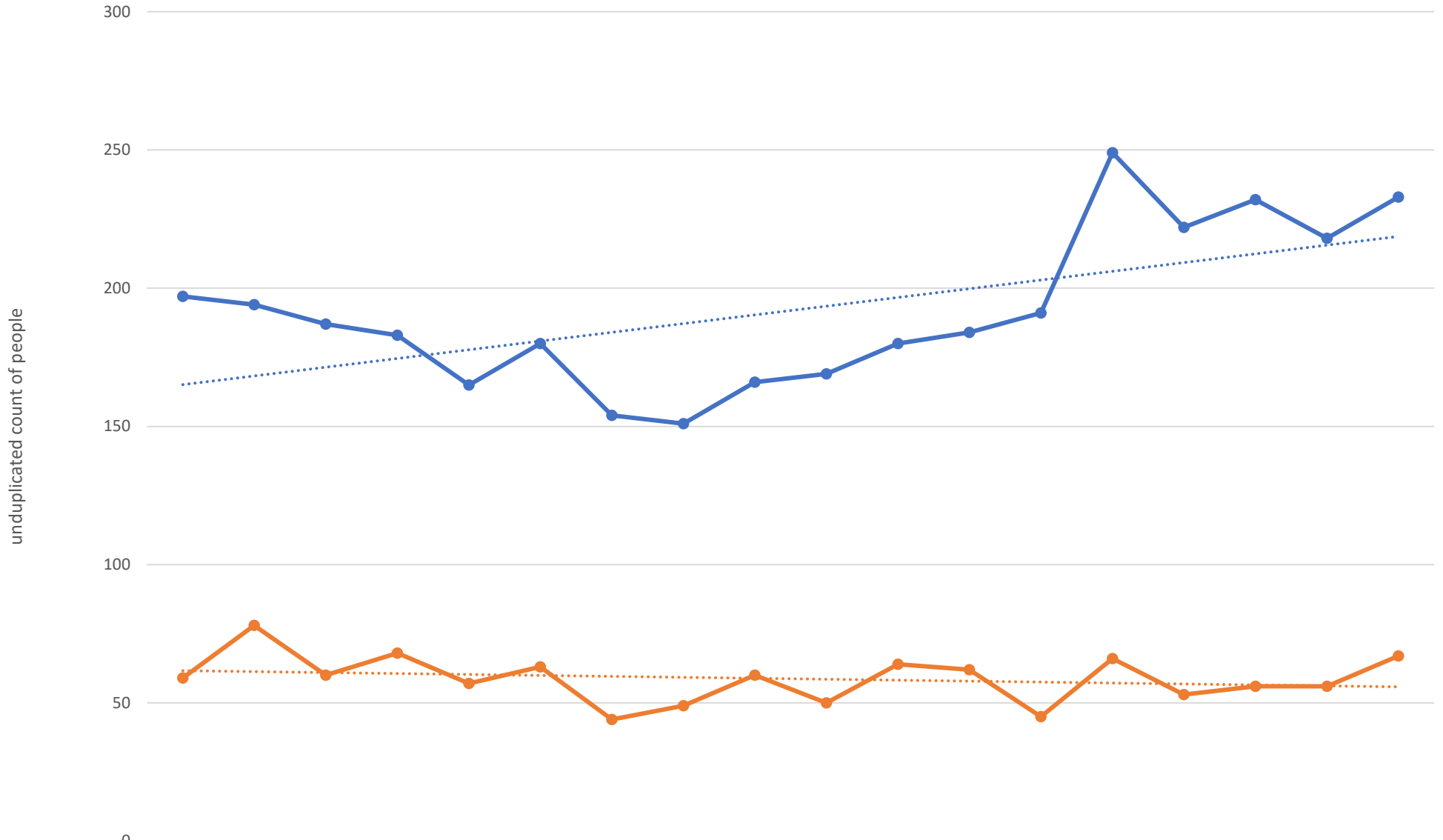
	May-21	Jun-21	Jul-21	Aug-21	Sep-21	Oct-21	Nov-21	Dec-21	Jan-22	Feb-22	Mar-22	Apr-22	May-22	Jun-22	Jul-22	Aug-22	Sep-22	Oct-22
● Crisis Service	164	140	125	85	71	81	90	108	105	89	116	105	105	108	85	110	87	99
● Investigation	34	30	42	44	36	43	32	38	38	32	38	26	39	39	39	57	33	44

Snohomish - Unduplicated People receiving a crisis system service



	May-21	Jun-21	Jul-21	Aug-21	Sep-21	Oct-21	Nov-21	Dec-21	Jan-22	Feb-22	Mar-22	Apr-22	May-22	Jun-22	Jul-22	Aug-22	Sep-22	Oct-22
● Crisis Service	351	332	330	348	302	305	348	281	320	297	320	293	373	328	376	343	334	350
● Investigation	270	257	236	226	212	218	258	182	241	209	229	222	248	263	263	229	214	224

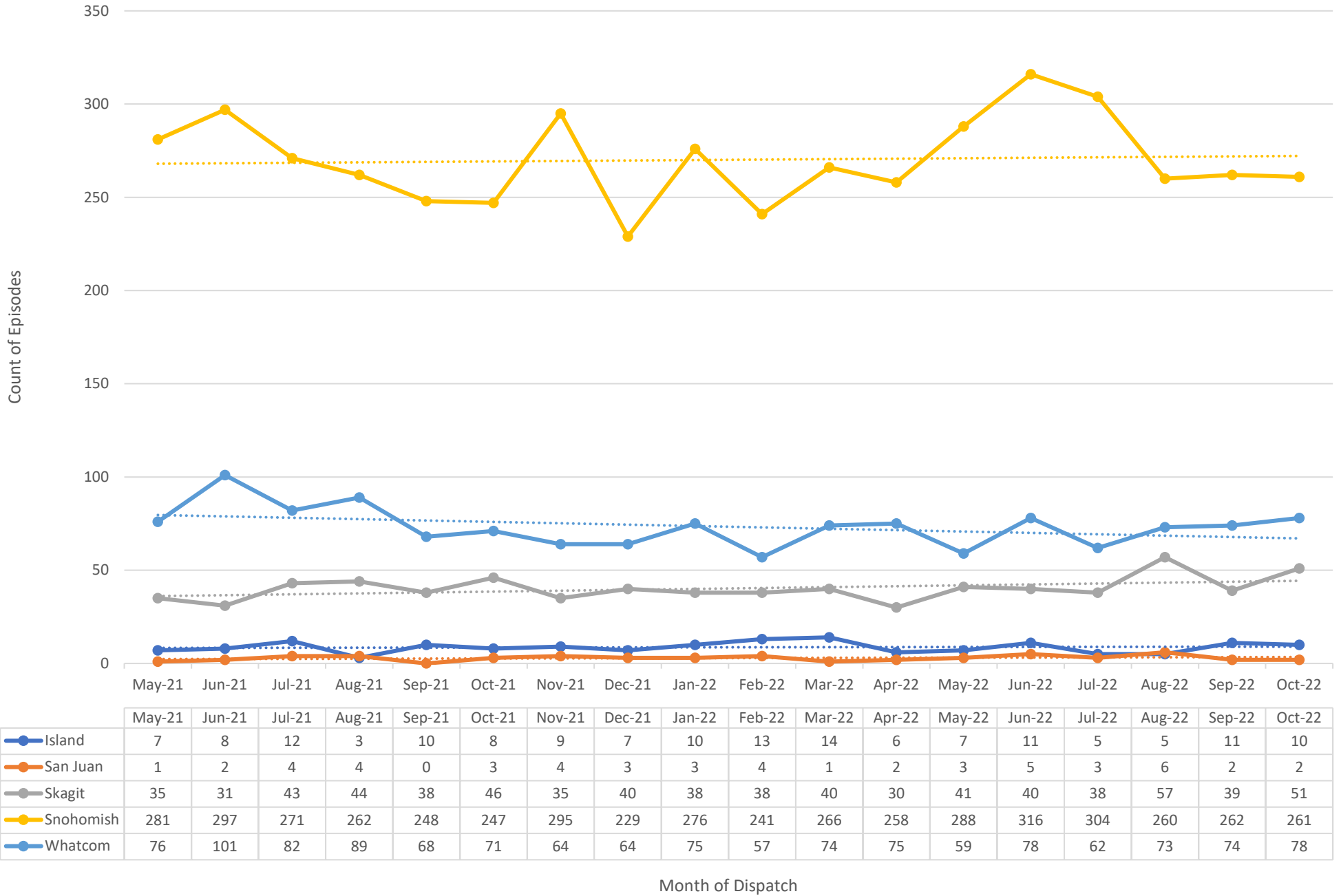
Whatcom - Unduplicated People receiving a crisis system service



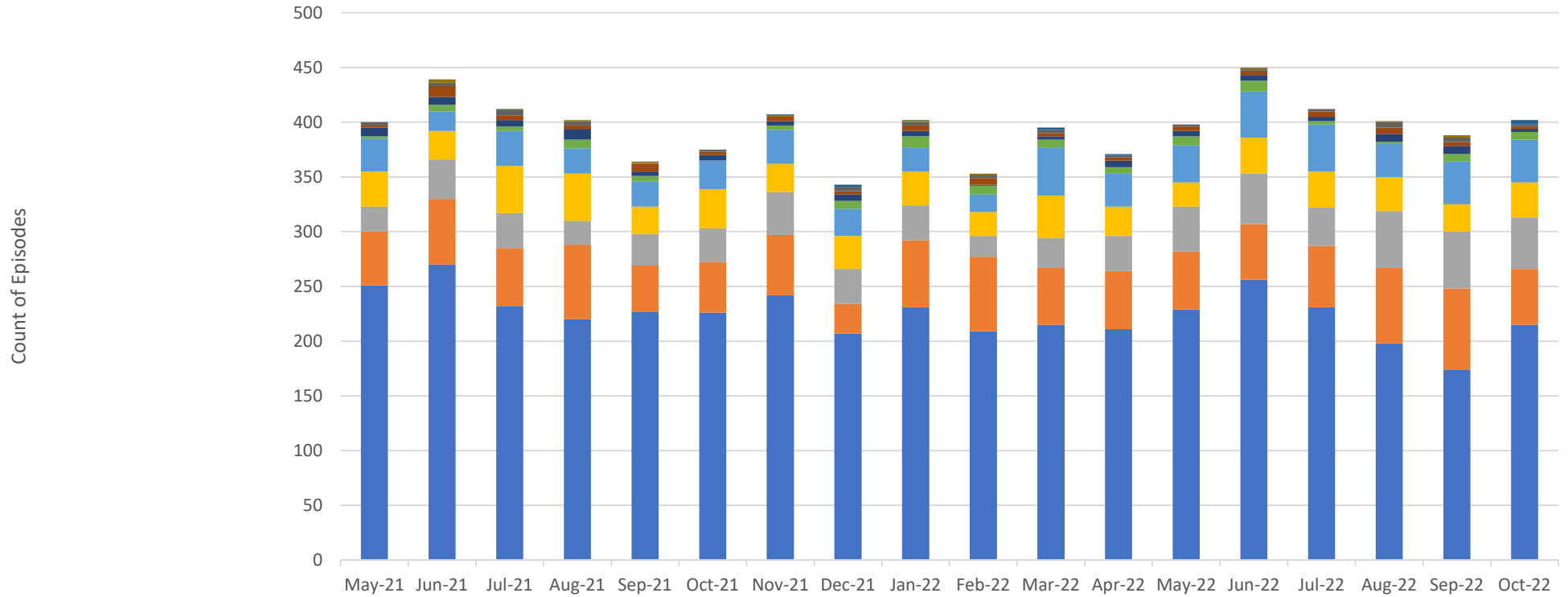
	May-21	Jun-21	Jul-21	Aug-21	Sep-21	Oct-21	Nov-21	Dec-21	Jan-22	Feb-22	Mar-22	Apr-22	May-22	Jun-22	Jul-22	Aug-22	Sep-22	Oct-22
--	--------	--------	--------	--------	--------	--------	--------	--------	--------	--------	--------	--------	--------	--------	--------	--------	--------	--------

● Crisis Service	197	194	187	183	165	180	154	151	166	169	180	184	191	249	222	232	218	233
● Investigation	59	78	60	68	57	63	44	49	60	50	64	62	45	66	53	56	56	67

Region Designated Crisis Responder (DCR) Investigations



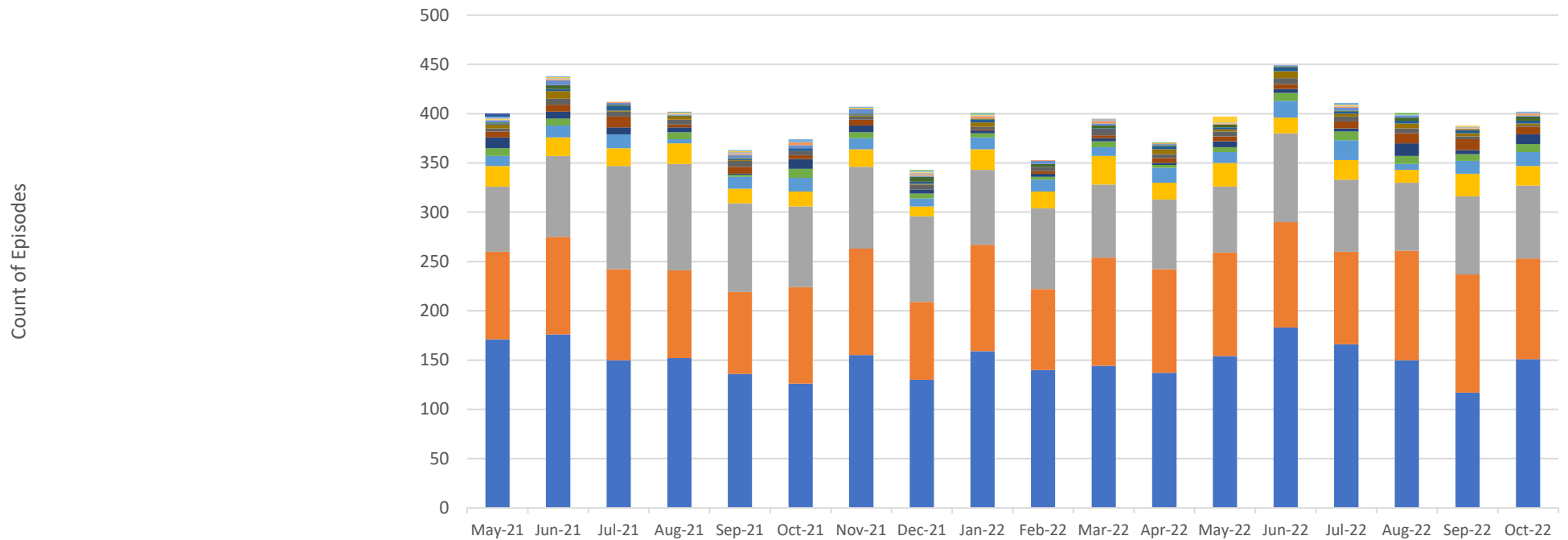
Region DCR Investigation Referral Sources



	May-21	Jun-21	Jul-21	Aug-21	Sep-21	Oct-21	Nov-21	Dec-21	Jan-22	Feb-22	Mar-22	Apr-22	May-22	Jun-22	Jul-22	Aug-22	Sep-22	Oct-22
Impact Team Law Enforcement Referral	0	0	1	0	0	0	0	0	1	0	0	0	0	0	0	0	0	0
School	0	0	0	0	0	0	1	2	0	0	2	1	0	0	0	0	0	4
Referral from MCR to DCR	0	3	0	1	1	0	1	0	1	1	0	0	0	1	0	1	2	0
Community	3	3	5	4	1	2	0	4	3	3	3	2	2	2	2	5	4	2
Social Service Provider	2	10	4	3	7	3	4	3	5	6	3	3	4	4	5	6	4	2
Care Facility	8	7	6	10	4	5	4	6	5	1	3	6	5	5	4	7	7	3
Legal Representative	2	6	4	8	5	0	4	7	10	8	7	6	8	10	3	2	7	7
Professional	30	18	32	23	23	26	31	25	22	16	44	30	34	42	43	30	39	39
Law Enforcement	32	26	43	43	25	36	26	30	31	22	39	27	22	33	33	31	25	32
Other	23	36	32	22	29	31	39	32	32	19	27	32	41	46	35	52	52	47
Family	49	60	53	68	42	46	55	27	61	68	52	53	53	51	56	69	74	51
Hospital	251	270	232	220	227	226	242	207	231	209	215	211	229	256	231	198	174	215

Month of Dispatch

Region DCR Investigation Outcomes



	May-21	Jun-21	Jul-21	Aug-21	Sep-21	Oct-21	Nov-21	Dec-21	Jan-22	Feb-22	Mar-22	Apr-22	May-22	Jun-22	Jul-22	Aug-22	Sep-22	Oct-22
Referred to chemical dependency residential program	3	0	0	0	0	0	0	0	0	0	0	0	0	0	0	0	0	0
Petition filed for outpatient evaluation	0	0	0	0	0	0	0	1	1	0	0	1	0	0	0	2	0	0
Referred to chemical dependency inpatient program	2	1	0	1	1	3	1	1	1	0	0	0	0	0	2	1	0	1
Referred to acute detox	1	1	0	1	1	0	1	1	1	0	0	0	6	0	1	0	1	0
Referred to chemical dependency intensive outpatient program	1	1	0	1	2	0	0	2	1	0	3	0	1	0	1	0	2	1
Referred to sub acute detox	0	1	1	0	1	3	0	1	2	1	2	1	1	0	1	0	1	2
Detention to Secure Detox facility (72 hours as identified under 71.05)	2	5	2	1	3	3	5	1	0	3	2	1	0	1	3	2	0	1
No detention - E&T provisional acceptance did not occur within statutory timeframes	1	4	1	1	1	0	1	5	1	3	3	1	3	1	1	3	1	4
Filed petition - recommending LRA extension.	1	2	5	0	1	3	1	2	3	0	1	3	2	4	2	3	3	3
No detention - Unresolved medical issues	4	8	1	3	1	0	1	1	4	0	0	5	2	7	3	5	3	2
Referred to crisis triage	3	6	5	5	6	4	3	5	3	4	6	4	5	6	5	5	3	1
Non-emergent detention petition filed	6	7	11	3	7	4	6	0	1	3	3	5	5	5	7	10	11	8
Referred to non-mental health community resources.	11	7	7	5	1	10	7	4	3	3	3	2	6	4	3	13	4	10
Returned to inpatient facility/filed revocation petition.	8	7	0	7	2	9	6	5	4	3	6	3	5	8	9	8	7	8
Did not require MH or CD services	10	12	14	4	12	14	11	8	12	12	9	15	11	17	20	6	13	14
Referred to voluntary inpatient mental health services.	21	19	18	21	15	15	18	10	21	17	29	17	24	16	20	13	23	20
Other	66	82	105	108	90	82	83	87	76	82	74	71	67	90	73	69	79	74
Referred to voluntary outpatient mental health services.	89	99	92	89	83	98	108	79	108	82	110	105	105	107	94	111	120	102
Detention (72 hours as identified under the Involuntary Treatment Act, RCW 71.05).	171	176	150	152	136	126	155	130	159	140	144	137	154	183	166	150	117	151

Month of Dispatch